


CCB (Asia) Virtual Credit Card


Hassle-free credit card application

Prepare



Email, Hong Kong mobile number and HKID card

Scan



HKID card and selfie

Complete



Fill in your personal information to complete the steps

Warm reminders:

- Virtual Credit Card Service is subject to relevant terms and conditions.
- The Bank takes all reasonably practicable means to protect personal data. Encryption technology is employed for sensitive data transmission. For more details about our privacy policy on personal data handling, please read our Notice to Customers relating to the Personal Data (Privacy) Ordinance.
- Customers should read the Bank's Security Tips for Online Security from time to time to understand more about the measures you can take to enhance the security when using online banking services. And it is recommended to take safeguard measures for your own protection when using the Online Banking, Mobile Banking and CCB (HK&MO) Mobile App.
- Investment involves risk, prices of investment product may go up as well as down, and may become valueless.



ROUND THE CLOCK SERVICES

Just a few steps, simple and easy!

Download
CCB (HK&MO) App
from App Store / Google Play



建行(港澳) App



Choose **New Customer** or **E-banking existing** customer after selecting **CCB(Asia) Virtual Credit Card** in App. Read and agree to the relevant terms and conditions.



建行(亞洲) 虛擬信用卡



新客戶

網上銀行客戶

信用卡

¹ Customers who have been registered and activated Online banking/Mobile banking service are "E-banking existing customer" (including credit card or bank account customer).

STEP 1

HKID Card Verification



Please choose your HKID card version and follow the instructions to capture your HKID card.

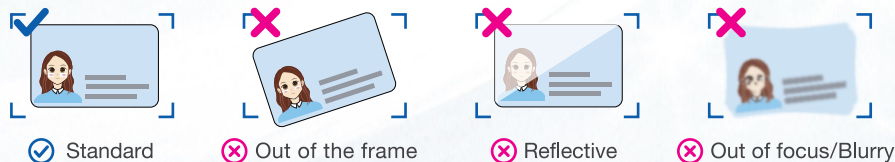


Tips for capturing your HKID card

1. Remove any protection cover of the HKID card and ensure there is no damage or stain on the card.
2. Capture the HKID card with sufficient light; avoid dark or messy background and reflective surface or blocking the light source.
3. Hold the edge of the HKID card and avoid blocking any information on the card. Do not place it on a flat surface.



4. Keep the HKID card within the frame and ensure the card image is clear, non-reflective, in focus and not blurry.




5. According to the instruction of your HKID card version, capture the HKID card within the frame.

Hong Kong Identity Card



Tilt the HKID card upward and downward slowly


Smart Hong Kong Identity Card



Tilt the HKID card towards right and left slowly

STEP 2

Take a Selfie



Place your phone at eye-level to ensure **your face is within the circle with sufficient space around**, then follow the random instructions for taking selfie



If your selfie cannot be verified, please click "Re-scan" to verify HKID card and take selfie.

Your selfie cannot be verified, please visit our branch for assistance.


Branch Locator

Re-scan




Tips for taking a selfie

1. Remove hat, sunglasses, earrings and other accessories which may cover your face or ears
2. Avoid unnecessary facial expressions
4. Follow the instructions for **random movements** including **blinking, nodding and gently shaking your head side to side** (without vigorous movements)



Applicable



Not Applicable


3. Stay still until the system successfully detects your face before making the gestures



Blinking



Nodding



Shaking Your Head Side To Side

5. The system will only proceed to the next gesture when the current gesture is successfully detected. Each gesture is limited to a maximum of 10 seconds.

STEP 3

Input Personal Data

1

個人資料

1 2 3 4 5

個人資料 就業資料 其他信用卡服務 聲明 預覽

*必須填寫

英文姓名 (姓) LEE

英文姓名 (名) Chi Nan

其他名字 請輸入

前用英文姓名/別名 請輸入

中文姓名 請輸入

前用中文姓名/別名 請輸入

出生日期 1968/01/01

出生地* 中國香港

Follow instruction to **input personal data**¹. You will **receive one-time password** via SMS and email separately. Please input the passwords respectively.

2

就業資料

1 2 3 4 5

個人資料 就業資料 其他信用卡服務 聲明 預覽

*必須填寫

就業狀況* 在職/自僱人士

僱主名稱* ccba

公司地址 (英文)* 16 ccbc wwe ADMIRALTY HK

公司電話號碼* + 852 37187993

每月基本收入 (港元)* 15625

行業/行業性質* 會計 / 審計

職位* 經理及以上

取消 儲存及下一步

Fill in employment information and click "Save and Next", then read and agree to the relevant declarations and submit application.

3

主頁

您的申請已成功遞交。

申請編號: 2020*****

請您保留以上申請編號。我們會透過電郵及短訊通知閣下的申請結果。如需協助，請聯絡我們的客戶服務熱線 (852) 317 95500。

推廣

設置更安全的密碼 並定期更改

You will then receive SMS and email notifications for **your application number and result**²

¹ For existing customers with incorrect personal information as recorded in the Bank, please contact us to update the relevant information.

² The one-time password will be sent to the mobile number and email address registered with the Bank, For one-time password via email, please also check your "spam email folder".

Warm reminders:

- The processing time of each application and approval may vary, the Bank reserves the right to request applicants to submit supporting documents for Virtual Credit Card approval.
- To borrow or not to borrow? Borrow only if you can repay!