

Instructions of Security Token

Upon the receipt of your Security Token, please follow the steps below to activate it immediately.

Security Token can help you conduct designated Online Banking services safely. When you are conducting designated Online Banking services, you would be prompted to enter a security code displayed on your Security Token for verification. If the security code is correct, your transaction can be authenticated successfully.




2nd Generation Security Token

掛鉤市場表現
鎖定投資機遇

How to use the 2nd Generation Security Token?

Upon the receipt of your Security Token, please follow the steps below to activate it immediately.



Front

Security Code

Press power button for 2 seconds to On/Off the Security Token

Press OK button to get a 6-digit Security Code



Back

Press this button  then press this button  to get Security Code.

請按下此鍵  然後再按鍵  以取得保安編碼。

請按下此鍵  然後再按鍵  以取得保安編碼。

www.asia.ccb.com/token



3609606700018

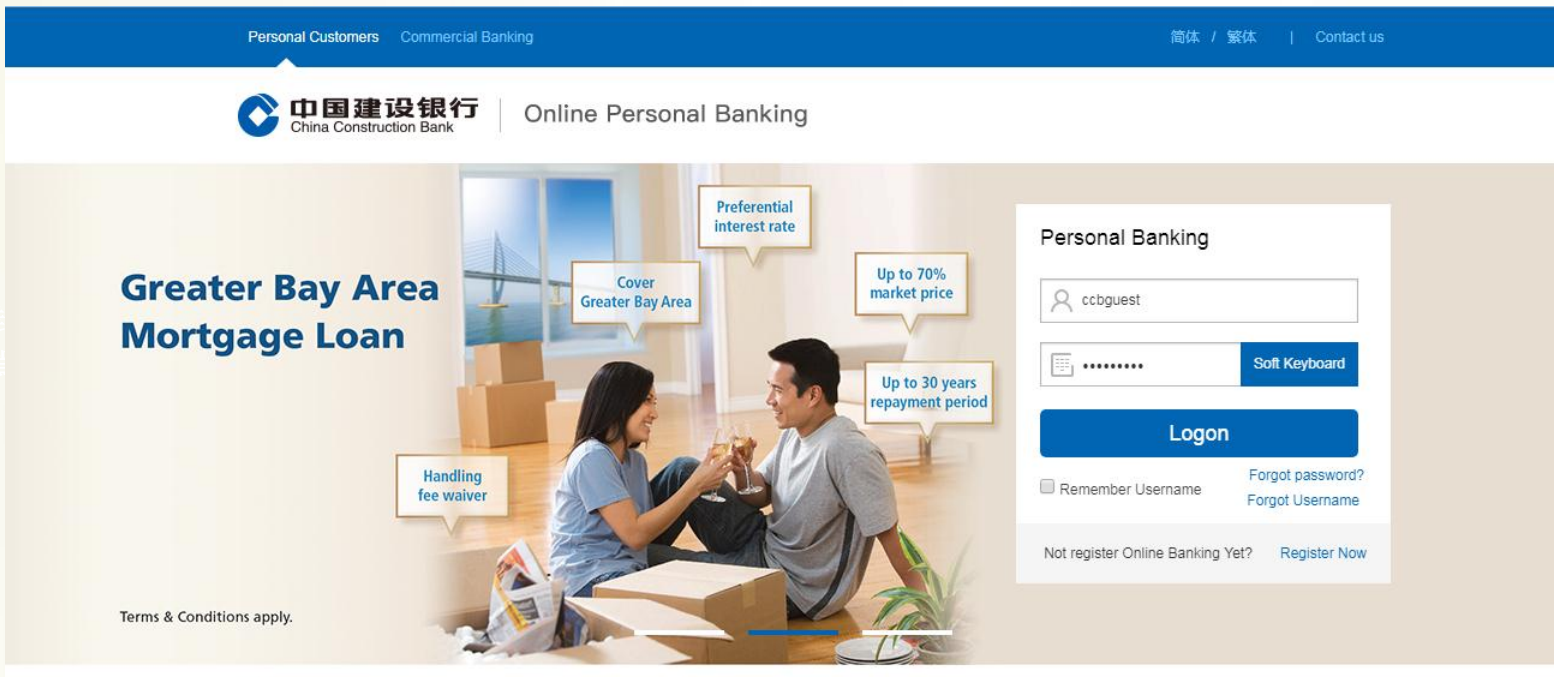
Serial Number

How to activate the Security Token?


Step1

Upon the receipt of your Security Token, please follow the steps below to activate it immediately.

Logon to Online Banking with **Username**, **Password** and **Verification code**.



Personal Customers Commercial Banking 简体 / 繁体 | Contact us

 中国建设银行
China Construction Bank | Online Personal Banking

Greater Bay Area Mortgage Loan

Handling fee waiver

Cover Greater Bay Area

Preferential interest rate

Up to 70% market price

Up to 30 years repayment period

Terms & Conditions apply.

Personal Banking

[Soft Keyboard](#)

[Logon](#)

Remember Username [Forgot password?](#)
[Forgot Username](#)

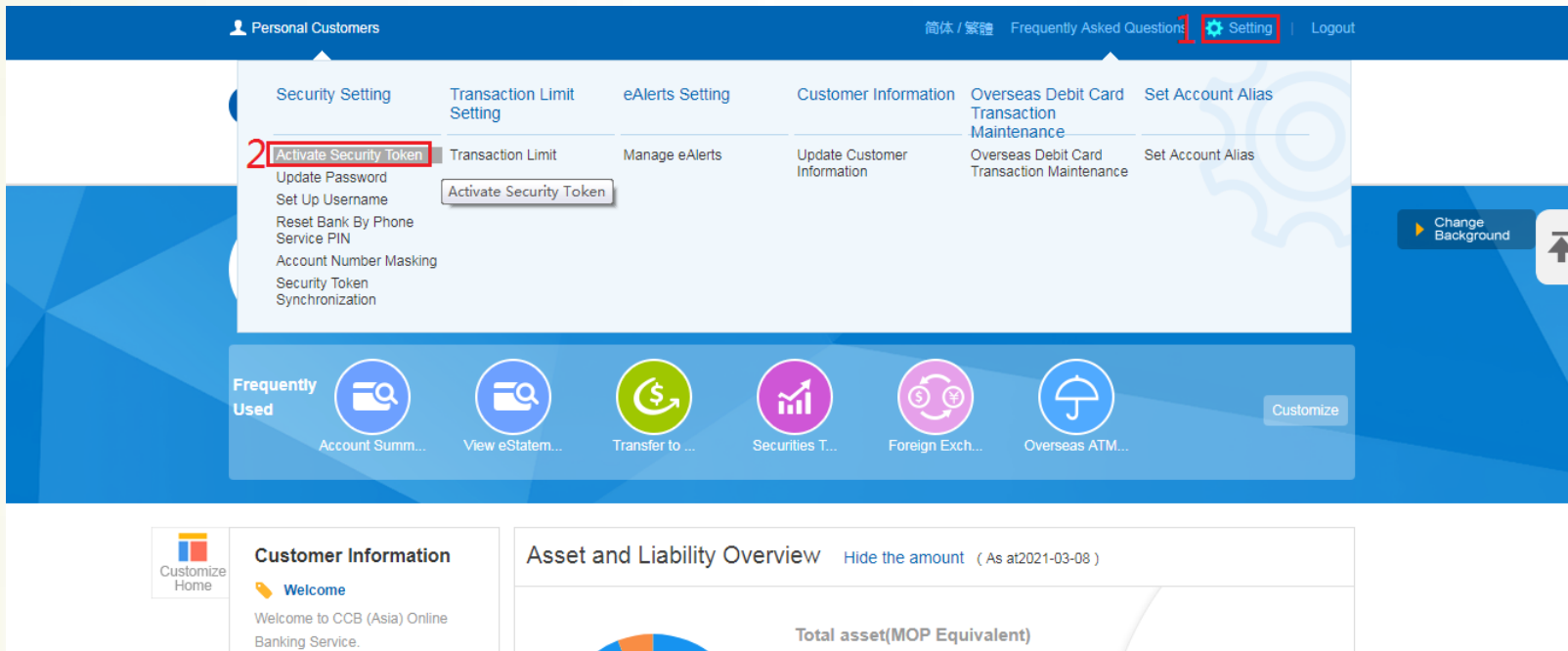
[Not register Online Banking Yet?](#) [Register Now](#)

How to activate the Security Token?

Step2

Upon the receipt of your Security Token, please follow the steps below to activate it immediately.

Click “Setting” and select “Activate Security Token”



The screenshot displays the user interface of the CCB (Asia) Online Banking Service. At the top, the navigation bar includes "Personal Customers", language options "简体 / 繁體", "Frequently Asked Questions", "Setting" (highlighted with a red box and a red '1'), and "Logout". Below the navigation bar, a dropdown menu is open, showing various settings options. The "Activate Security Token" option is highlighted with a red box and a red '2'. Other options in the menu include "Security Setting", "Transaction Limit Setting", "eAlerts Setting", "Customer Information", "Overseas Debit Card Transaction Maintenance", "Set Account Alias", "Update Password", "Set Up Username", "Reset Bank By Phone Service PIN", "Account Number Masking", "Security Token Synchronization", "Transaction Limit", "Manage eAlerts", "Update Customer Information", and "Overseas Debit Card Transaction Maintenance". A "Change Background" button is visible on the right side of the menu. Below the menu, there is a "Frequently Used" section with icons for "Account Summ...", "View eStatem...", "Transfer to ...", "Securities T...", "Foreign Exch...", and "Overseas ATM...". At the bottom, there is a "Customer Information" section with a "Customize Home" button and a "Welcome" message, and an "Asset and Liability Overview" section with a "Hide the amount" link and a date "(As at2021-03-08)".

How to activate the Security Token?

Step3

Upon the receipt of your Security Token, please follow the steps below to activate it immediately.

Please confirm the serial NO. is same as your security token serial number. Enter required information and click “Proceed”



Personal Customers

中国建设银行 (CMB)
China Construction Bank (Asia)
WISE economy

Home Account Transfer & Remit Investment

Frequently Used
Account Summ. View eStatement Exchange Rat. Make

Setting > Security Setting > Activate Security Token

Activate My Security Token

1 Input Security information > 2 Acknowledgment

Serial No. 9527000000052 > What is a Security Code?

Security Code 401760 > What is a Security Code?

HKID No. Y543201(4)

Mainland China ID No./Passport No. (if you are not Macau ID holder)

Proceed

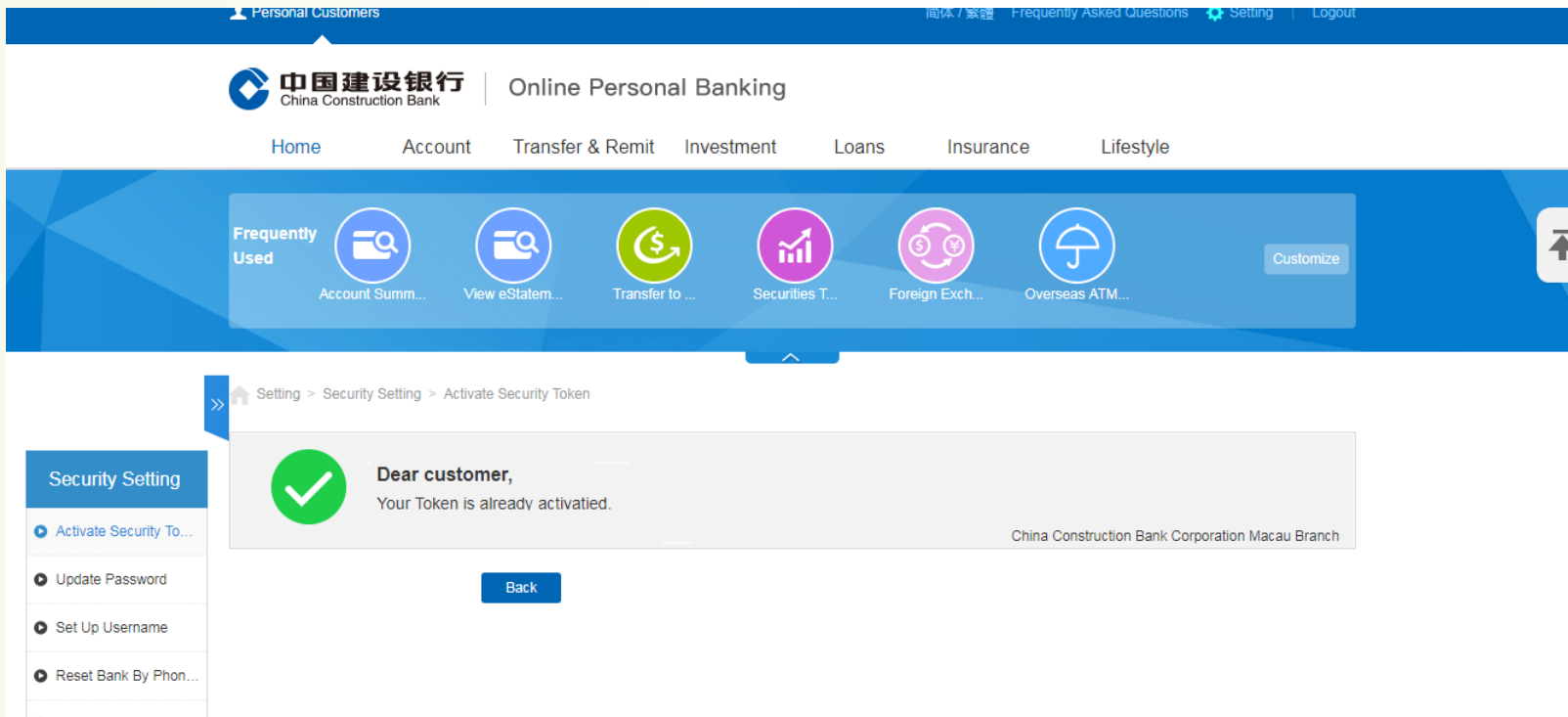
掛鈎市場表現
鎖定投資機遇

How to activate the Security Token?

Step3

Upon the receipt of your Security Token, please follow the steps below to activate it immediately.

Your security token is activated successfully.



The screenshot displays the 'Online Personal Banking' interface. At the top, there is a navigation bar with 'Personal Customers' and 'Logout' options. Below this, the bank's logo and 'Online Personal Banking' title are visible. A menu bar includes 'Home', 'Account', 'Transfer & Remit', 'Investment', 'Loans', 'Insurance', and 'Lifestyle'. A 'Frequently Used' section contains icons for 'Account Summ...', 'View eStatem...', 'Transfer to ...', 'Securities T...', 'Foreign Exch...', and 'Overseas ATM...'. The main content area shows a breadcrumb trail: 'Setting > Security Setting > Activate Security Token'. A confirmation message is displayed: 'Dear customer, Your Token is already activated.' with a green checkmark icon. The message is signed 'China Construction Bank Corporation Macau Branch' and includes a 'Back' button. A left sidebar lists 'Security Setting' options: 'Activate Security To...', 'Update Password', 'Set Up Username', and 'Reset Bank By Phon...'.

